

BED LIGHT FIX

**by
ED in FL & Dicktator**

**URGENT ATTENTION!!!
FOUND BY ED in FL!**

**Bed light on ALL SSR's is subject to
BURN catch FIRE!!**

Yes, Bed light OVER fused!

Bed light bulb is 3 amp.

Fuse 03/04 is 15 AMP!

Fuse 05/06 is 10 AMP!




BED LIGHT FIX

by

ED in FL & Dicktator

Check connector on bed to see if it shows signs of damage.

PC board with relay.



BED LIGHT FIX

by

ED in FL & Dicktator

Three wires go into Bed Cover connector.

One for power

One for ground

One for Body Control Module

These are result of FIRE!

Short can take out Body Control Module.



BED LIGHT FIX

by
ED in FL & Dicktator

**Outer cover for Passengers side
fuse box.**



BED LIGHT FIX by ED in FL & Dicktator

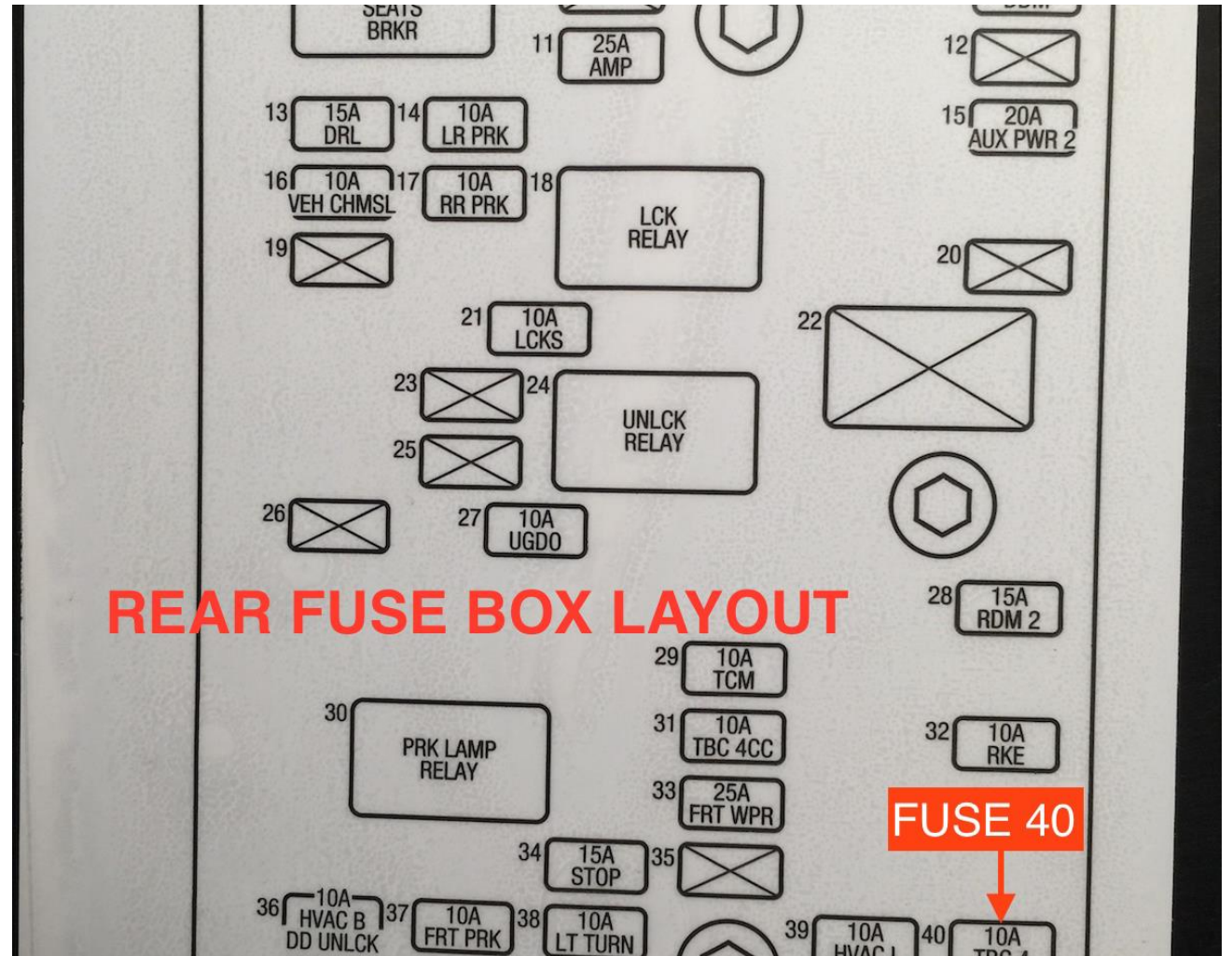
**Inside cover for passenger side
fuse box.**



BED LIGHT FIX

by
ED in FL & Dicktator

Use Fuse Box cover to locate
fuse #40.




BED LIGHT FIX by

ED in FL & Dicktator

Fuse Box behind passenger seat.

Remove covers to fuse box.

**Locate fuse #40 Diagram on back
of fuse box cover.**



BED LIGHT FIX

by
ED in FL & Dicktator


Remove OEM 10amp or 15amp fuse.



BED LIGHT FIX

by
ED in FL & Dicktator

Replace with 1amp fuse or 2amp fuse.



BED LIGHT FIX

by
ED in FL & Dicktator

**Gentle “pry” open plastic lens
from drivers side of SSR.**



BED LIGHT FIX

by
ED in FL & Dicktator

Remove Bulb.

VERY HOT!!



BED LIGHT FIX

by
ED in FL & Dicktator

Remove Bulb.

VERY HOT!!



BED LIGHT FIX

by
ED in FL & Dicktator

Corrosion on Bulb.

May lead to overheating.

**May cause PC board to overheat
and short out.**



BED LIGHT FIX

by
ED in FL & Dicktator

This is LED White replacement.

1/2 amp no heat!




BED LIGHT FIX

by
ED in FL & Dicktator

Another type LED light.

LED on panel, set on lens.

1/2 amp no heat.



BED LIGHT FIX

by
ED in FL & Dicktator

**Brighter safer LED with low amp
fuse.**

